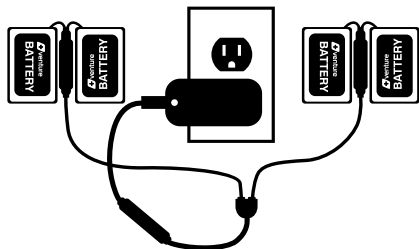




BATTERY HEATED GLOVES


Fully charge battery before each use



Red Light - Battery is Charging
Green Light - Battery is Fully Charged

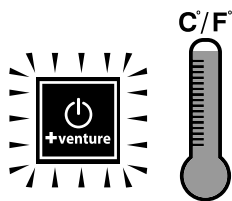



the battery connects via the cable in the zippered pocket on the palm side of the glove, and tucks away inside.




The easy-access temperature controller is as simple as the press of a button, and is designed to be used without removing your gloves.

To turn on/off, press and hold for two seconds



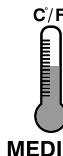
When first turned on, the glove will default to High.

Solid Red



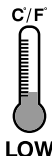
HIGH

Solid Yellow



MEDIUM

Solid Green



LOW

To change the temperature, click the button to cycle through the heat settings.



www.ventureheat.com



venture

Battery Heated Glove Instructions

Power Instructions

Power On:

Press and hold power button for two seconds. When first turned on, the product will default to high ●

Change temperature:

Press the power button until color changes.

(● High ● Med. ● Low)

Power off:

Press and hold power button until light turns off.

FAQ

How do I take care of my battery?

For continued performance, the battery must be fully charged before use, storage, and once every 6 months of storage thereafter.

How can I clean the product?

Remove the battery, and hand wash in cold water. Do not twist or wring. Air dry.

How long will the battery last while in use?

The battery will last approximately 5 hours on low, 4 hours on medium, or 2 hours on high.

How long will my battery take to fully charge?

From empty, the battery will take roughly 4 to 5 hours to fully charge.

Storage Instructions

- Store in a cool, dry place.
- Temperature extremes during storage will shorten battery life.
- Keep battery connectors/contacts clean.

Warranty Information

+Venture provides a One Year warranty against manufacturing defects on all heated products, and a 6 month warranty for the lithium battery from the initial date of purchase from an authorized +Venture dealer. Proof of purchase from our dealer is required for warranty service. Damage to the heating system and parts resulting from accident, fire, flood, misuse, unauthorized service, natural wear and tear, or negligence will void the warranty.

For further information on warranties, returns, and exchanges, visit

www.ventureheat.com/t-returns.apx

Contact Us

Phone: (310) 412-1070

E-Mail: service@ventureheat.com